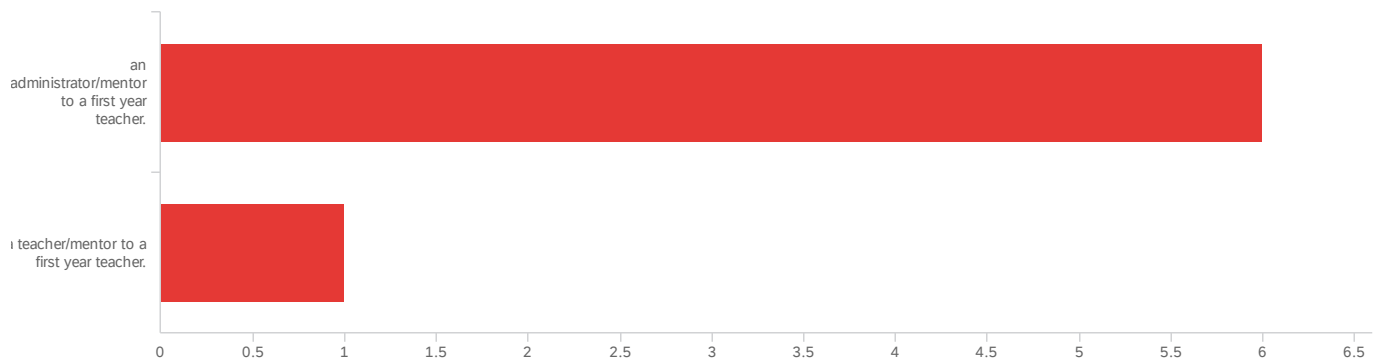


# University of Arts and Sciences of Oklahoma FYT Mentor Report 2020

OEQA Mentor/Administrator Survey 2020

June 21, 2020 11:53 AM CDT

Q5 - The person completing this survey is:



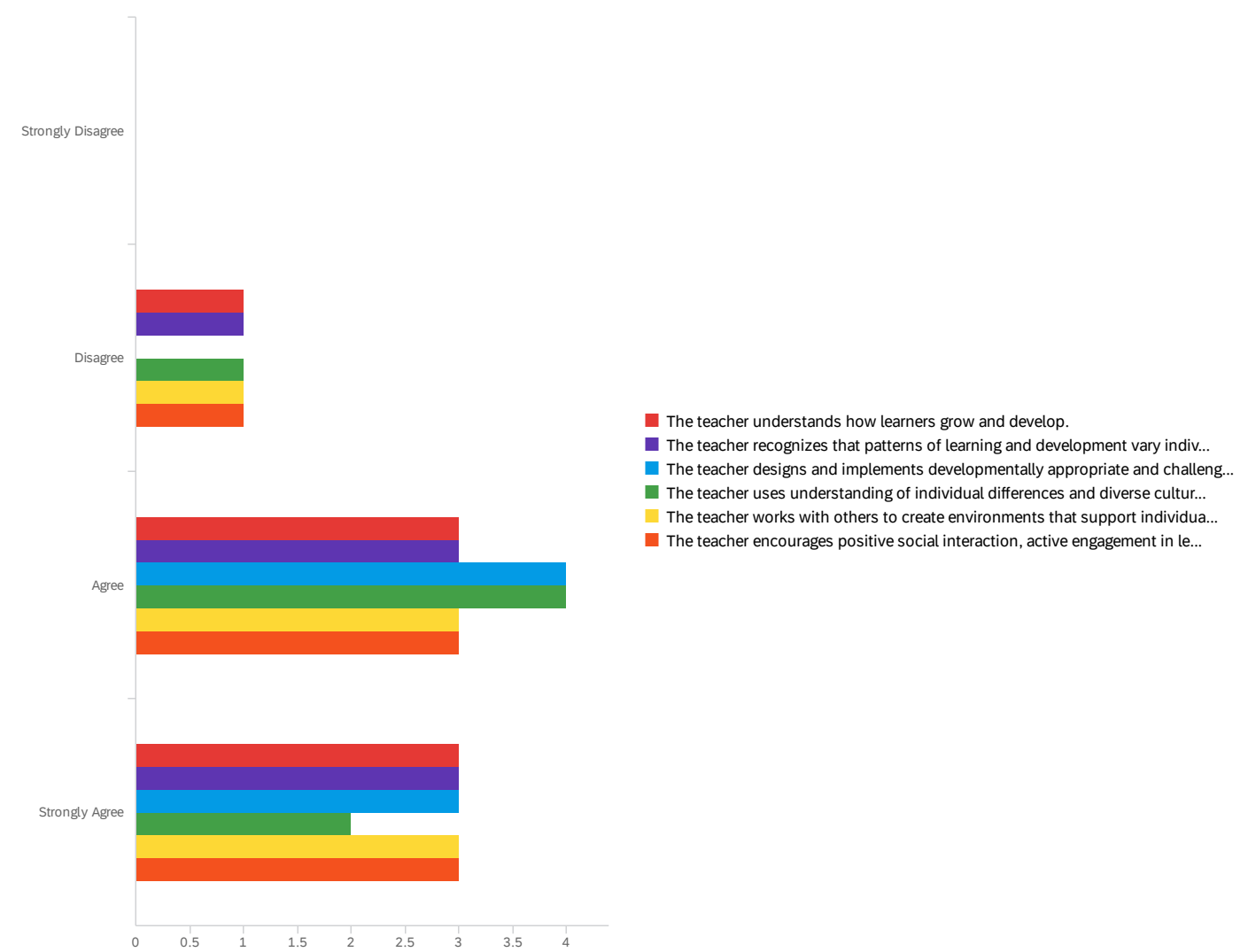
#	Field	Minimum	Maximum	Mean	Std Deviation	Variance	Count
1	The person completing this survey is:	1.00	2.00	1.14	0.35	0.12	7

#	Field	Choice Count
1	an administrator/mentor to a first year teacher.	85.71% 6
2	a teacher/mentor to a first year teacher.	14.29% 1

7

Showing rows 1 - 3 of 3

Q1 - The Learner and Learning Please rate the extent to which you agree that each statement is true of [ExternalDataReference].



#	Field	Minimum	Maximum	Mean	Std Deviation	Variance	Count
1	The teacher understands how learners grow and develop.	2.00	4.00	3.29	0.70	0.49	7
2	The teacher recognizes that patterns of learning and development vary individually within and across the cognitive, linguistic, social, emotional, and physical areas.	2.00	4.00	3.29	0.70	0.49	7
3	The teacher designs and implements developmentally appropriate and challenging learning experiences.	3.00	4.00	3.43	0.49	0.24	7
4	The teacher uses understanding of individual differences and diverse cultures and communities to ensure inclusive learning environments that enable each learner to meet high standards.	2.00	4.00	3.14	0.64	0.41	7

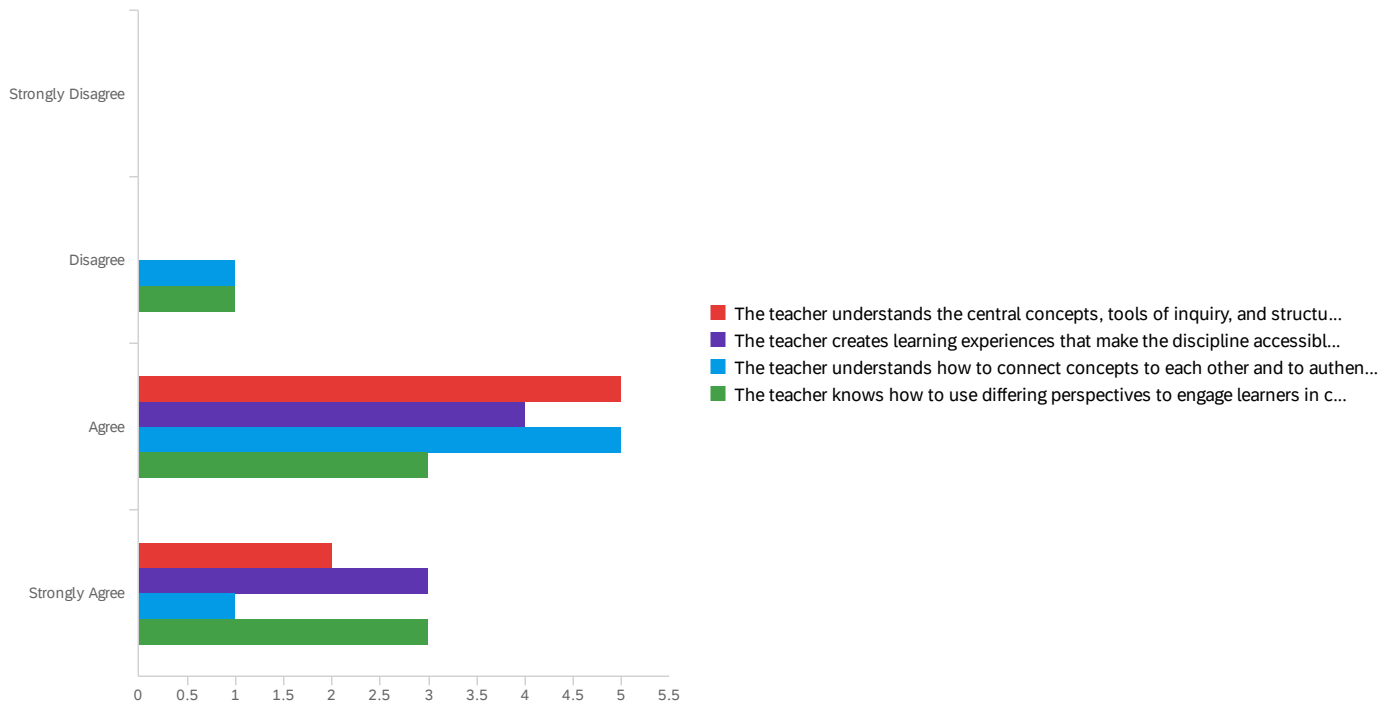
#	Field	Minimum	Maximum	Mean	Std Deviation	Variance	Count
5	The teacher works with others to create environments that support individual and collaborative learning.	2.00	4.00	3.29	0.70	0.49	7
6	The teacher encourages positive social interaction, active engagement in learning, and self-motivation.	2.00	4.00	3.29	0.70	0.49	7

#	Field	Strongly Disagree		Disagree		Agree		Strongly Agree		Total
1	The teacher understands how learners grow and develop.	0.00%	0	14.29%	1	42.86%	3	42.86%	3	7
2	The teacher recognizes that patterns of learning and development vary individually within and across the cognitive, linguistic, social, emotional, and physical areas.	0.00%	0	14.29%	1	42.86%	3	42.86%	3	7
3	The teacher designs and implements developmentally appropriate and challenging learning experiences.	0.00%	0	0.00%	0	57.14%	4	42.86%	3	7
4	The teacher uses understanding of individual differences and diverse cultures and communities to ensure inclusive learning environments that enable each learner to meet high standards.	0.00%	0	14.29%	1	57.14%	4	28.57%	2	7
5	The teacher works with others to create environments that support individual and collaborative learning.	0.00%	0	14.29%	1	42.86%	3	42.86%	3	7
6	The teacher encourages positive social interaction, active engagement in learning, and self-motivation.	0.00%	0	14.29%	1	42.86%	3	42.86%	3	7

Showing rows 1 - 6 of 6

## Q2 - Content Please rate the extent to which you agree that each statement is true of

[ExternalDataReference].



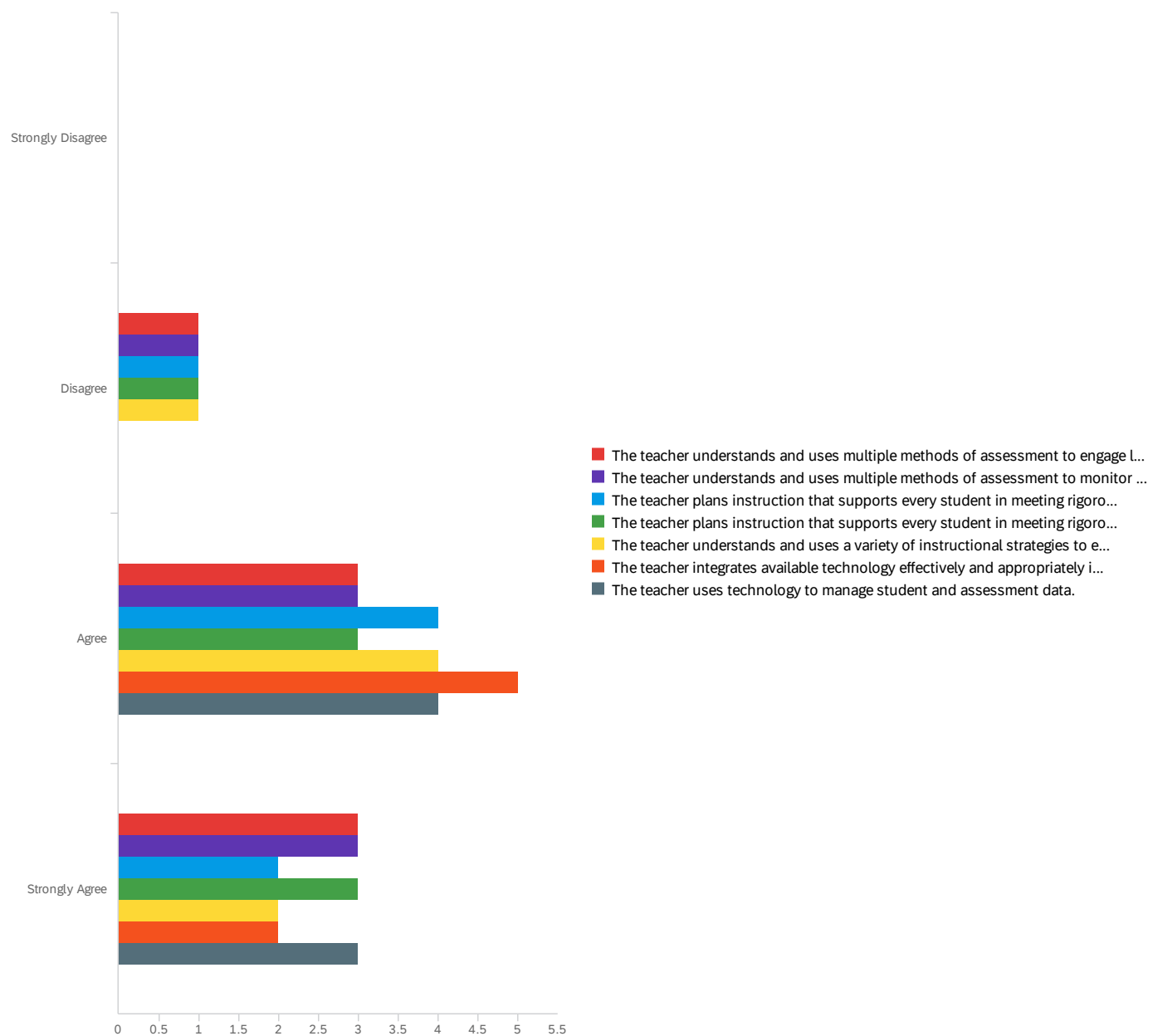
#	Field	Minimum	Maximum	Mean	Std Deviation	Variance	Count
1	The teacher understands the central concepts, tools of inquiry, and structures of the discipline(s) he or she teaches.	3.00	4.00	3.29	0.45	0.20	7
2	The teacher creates learning experiences that make the discipline accessible and meaningful for learners to assure mastery of the content.	3.00	4.00	3.43	0.49	0.24	7
3	The teacher understands how to connect concepts to each other and to authentic local and global issues.	2.00	4.00	3.00	0.53	0.29	7
4	The teacher knows how to use differing perspectives to engage learners in critical thinking, creativity, and collaborative problem solving.	2.00	4.00	3.29	0.70	0.49	7

#	Field	Strongly Disagree		Disagree		Agree		Strongly Agree		Total
1	The teacher understands the central concepts, tools of inquiry, and structures of the discipline(s) he or she teaches.	0.00%	0	0.00%	0	71.43%	5	28.57%	2	7

#	Field	Strongly Disagree		Disagree		Agree		Strongly Agree		Total
2	The teacher creates learning experiences that make the discipline accessible and meaningful for learners to assure mastery of the content.	0.00%	0	0.00%	0	57.14%	4	42.86%	3	7
3	The teacher understands how to connect concepts to each other and to authentic local and global issues.	0.00%	0	14.29%	1	71.43%	5	14.29%	1	7
4	The teacher knows how to use differing perspectives to engage learners in critical thinking, creativity, and collaborative problem solving.	0.00%	0	14.29%	1	42.86%	3	42.86%	3	7

Showing rows 1 - 4 of 4

Q3 - Instructional Practice Please rate the extent to which you agree that each statement is true of [ExternalDataReference].



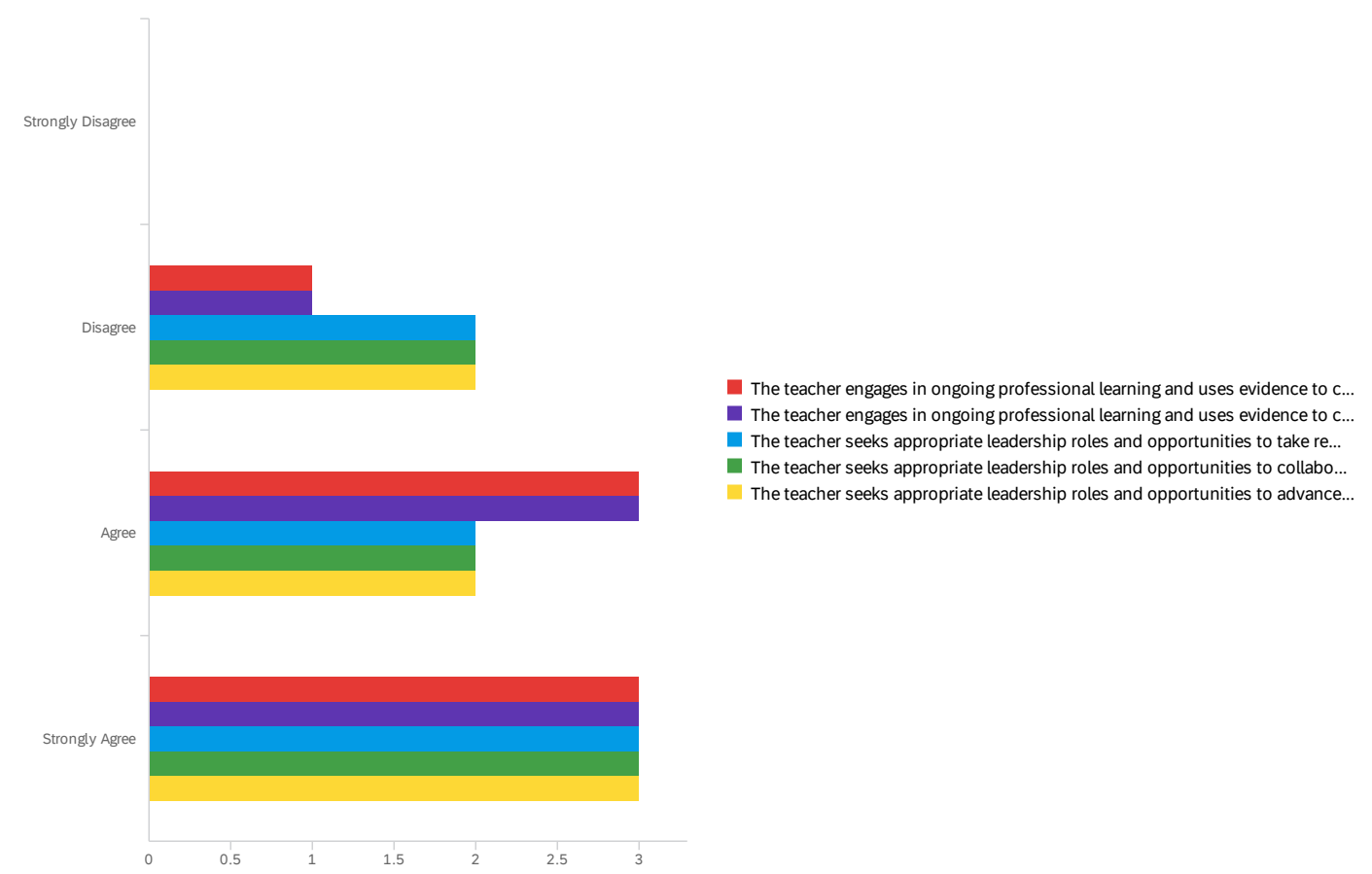
#	Field	Minimum	Maximum	Mean	Std Deviation	Variance	Count
1	The teacher understands and uses multiple methods of assessment to engage learners in their own growth and guide learners' decision making.	2.00	4.00	3.29	0.70	0.49	7
2	The teacher understands and uses multiple methods of assessment to monitor learner progress and to guide his/her decision making.	2.00	4.00	3.29	0.70	0.49	7

#	Field	Minimum	Maximum	Mean	Std Deviation	Variance	Count
3	The teacher plans instruction that supports every student in meeting rigorous learning goals by drawing upon knowledge of content areas, curriculum, cross-disciplinary skills, and pedagogy.	2.00	4.00	3.14	0.64	0.41	7
4	The teacher plans instruction that supports every student in meeting rigorous learning goals by drawing upon knowledge of learners and the community context.	2.00	4.00	3.29	0.70	0.49	7
5	The teacher understands and uses a variety of instructional strategies to encourage learners to develop deep understanding of content areas and their connections, and to build skills to apply knowledge in meaningful ways.	2.00	4.00	3.14	0.64	0.41	7
6	The teacher integrates available technology effectively and appropriately into instruction.	3.00	4.00	3.29	0.45	0.20	7
7	The teacher uses technology to manage student and assessment data.	3.00	4.00	3.43	0.49	0.24	7

#	Field	Strongly Disagree		Disagree		Agree		Strongly Agree		Total
1	The teacher understands and uses multiple methods of assessment to engage learners in their own growth and guide learners' decision making.	0.00%	0	14.29%	1	42.86%	3	42.86%	3	7
2	The teacher understands and uses multiple methods of assessment to monitor learner progress and to guide his/her decision making.	0.00%	0	14.29%	1	42.86%	3	42.86%	3	7
3	The teacher plans instruction that supports every student in meeting rigorous learning goals by drawing upon knowledge of content areas, curriculum, cross-disciplinary skills, and pedagogy.	0.00%	0	14.29%	1	57.14%	4	28.57%	2	7
4	The teacher plans instruction that supports every student in meeting rigorous learning goals by drawing upon knowledge of learners and the community context.	0.00%	0	14.29%	1	42.86%	3	42.86%	3	7
5	The teacher understands and uses a variety of instructional strategies to encourage learners to develop deep understanding of content areas and their connections, and to build skills to apply knowledge in meaningful ways.	0.00%	0	14.29%	1	57.14%	4	28.57%	2	7
6	The teacher integrates available technology effectively and appropriately into instruction.	0.00%	0	0.00%	0	71.43%	5	28.57%	2	7
7	The teacher uses technology to manage student and assessment data.	0.00%	0	0.00%	0	57.14%	4	42.86%	3	7

Showing rows 1 - 7 of 7

Q4 - Professional Responsibility Please rate the extent to which you agree that each statement is true of [ExternalDataReference].



#	Field	Minimum	Maximum	Mean	Std Deviation	Variance	Count
1	The teacher engages in ongoing professional learning and uses evidence to continually evaluate his/her practice, particularly the effects of his/her choices and actions on others (learners, families, other professionals, and the community).	2.00	4.00	3.29	0.70	0.49	7
2	The teacher engages in ongoing professional learning and uses evidence to continually adapt practice to meet the needs of each learner.	2.00	4.00	3.29	0.70	0.49	7
3	The teacher seeks appropriate leadership roles and opportunities to take responsibility for student learning.	2.00	4.00	3.14	0.83	0.69	7
4	The teacher seeks appropriate leadership roles and opportunities to collaborate with learners, families, colleagues, other school professionals, and community members to ensure learner growth.	2.00	4.00	3.14	0.83	0.69	7
5	The teacher seeks appropriate leadership roles and opportunities to advance the profession.	2.00	4.00	3.14	0.83	0.69	7

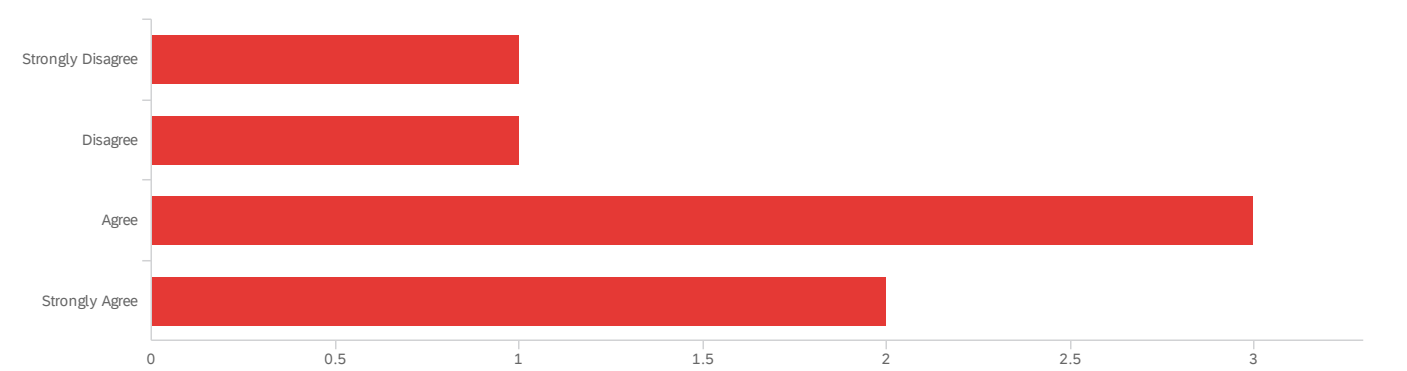


#	Field	Strongly Disagree		Disagree		Agree		Strongly Agree		Total
1	The teacher engages in ongoing professional learning and uses evidence to continually evaluate his/her practice, particularly the effects of his/her choices and actions on others (learners, families, other professionals, and the community).	0.00%	0	14.29%	1	42.86%	3	42.86%	3	7
2	The teacher engages in ongoing professional learning and uses evidence to continually adapt practice to meet the needs of each learner.	0.00%	0	14.29%	1	42.86%	3	42.86%	3	7
3	The teacher seeks appropriate leadership roles and opportunities to take responsibility for student learning.	0.00%	0	28.57%	2	28.57%	2	42.86%	3	7
4	The teacher seeks appropriate leadership roles and opportunities to collaborate with learners, families, colleagues, other school professionals, and community members to ensure learner growth.	0.00%	0	28.57%	2	28.57%	2	42.86%	3	7
5	The teacher seeks appropriate leadership roles and opportunities to advance the profession.	0.00%	0	28.57%	2	28.57%	2	42.86%	3	7

Showing rows 1 - 5 of 5

Q16 - Overall, [ExternalDataReference]'s preparation/route to certification effectively

prepared him/her to have a positive impact on P12 student learning and development.



#	Field	Minimum	Maximum	Mean	Std Deviation	Variance	Count
---	-------	---------	---------	------	---------------	----------	-------

1	Overall, [ExternalDataReference]'s preparation/route to certification effectively prepared him/her to have a positive impact on P12 student learning and development.	1.00	4.00	2.86	0.99	0.98	7
---	---	------	------	------	------	------	---

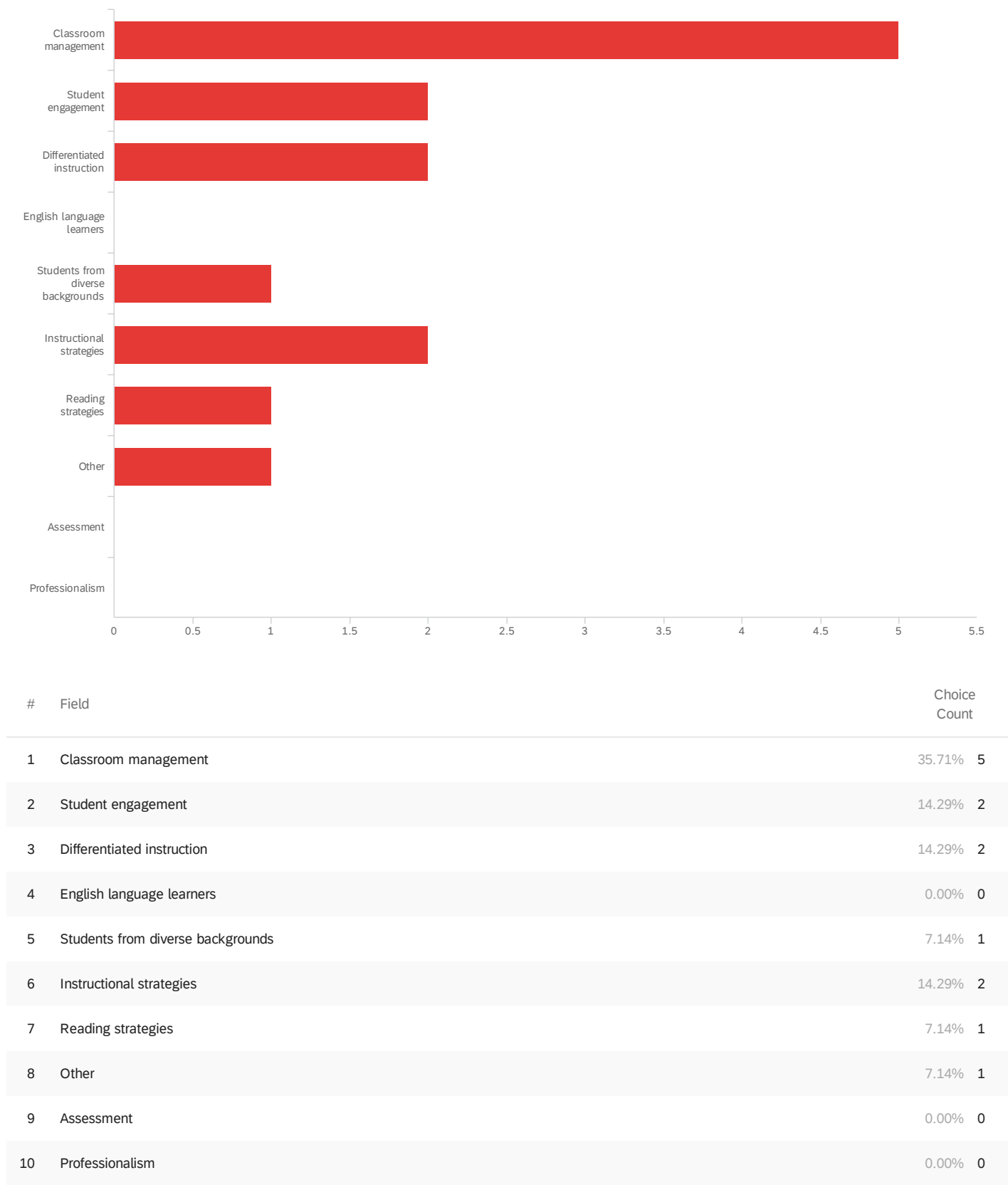
#	Field	Choice Count
---	-------	--------------

1	Strongly Disagree	14.29% 1
2	Disagree	14.29% 1
3	Agree	42.86% 3
4	Strongly Agree	28.57% 2

7

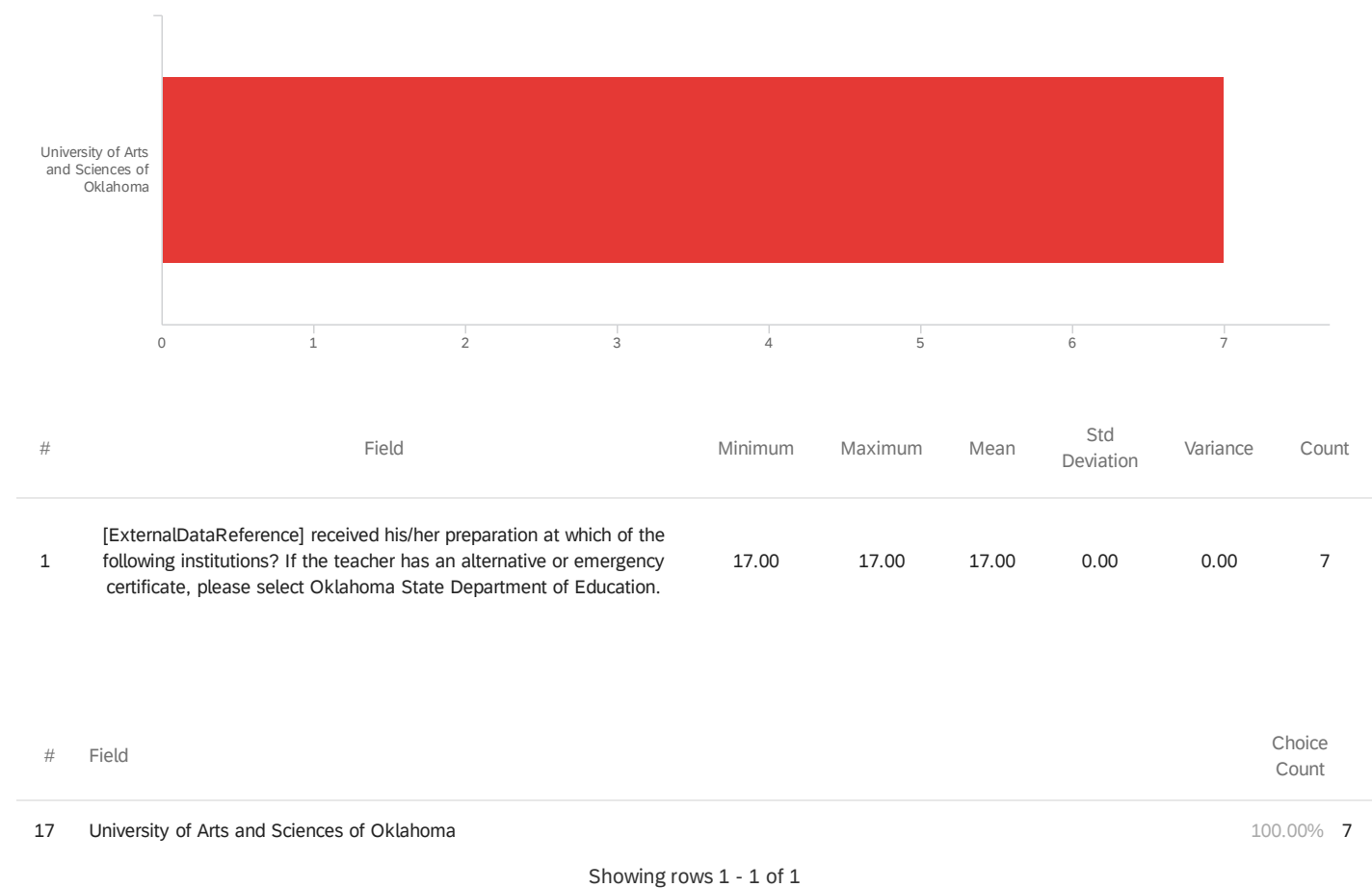
Showing rows 1 - 5 of 5

Q7 - Considering [ExternalDataReference]'s preparation in light of the needs of your school, what are your recommendations for strengthening the teacher's preparation?

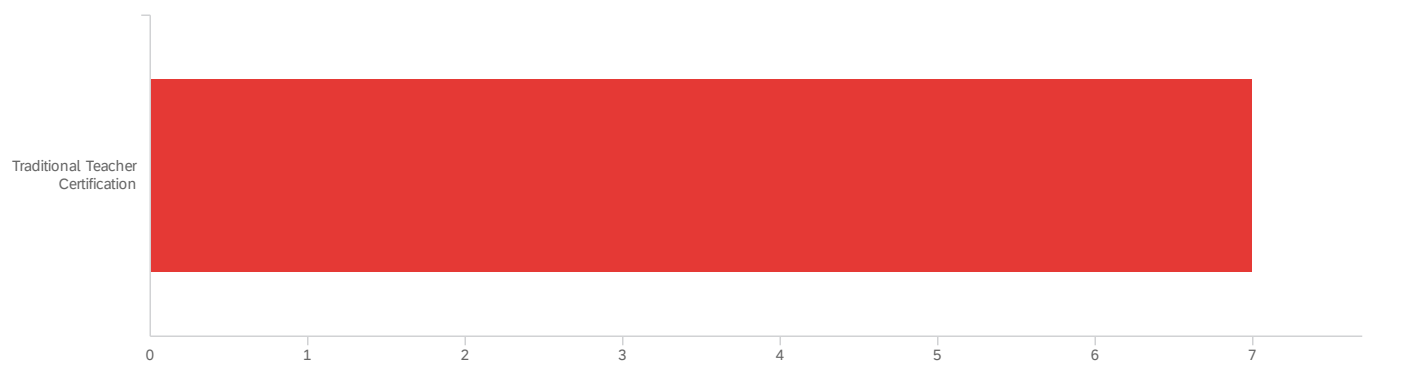


#	Field	Choice Count
		14
Showing rows 1 - 11 of 11		
Q7_8_TEXT - Other		
Other		
Honestly, Ben does very well in all these areas.		

Q8 - [ExternalDataReference] received his/her preparation at which of the following institutions? If the teacher has an alternative or emergency certificate, please select Oklahoma State Department of Education.



Q9 - [ExternalDataReference] received his/her license via:




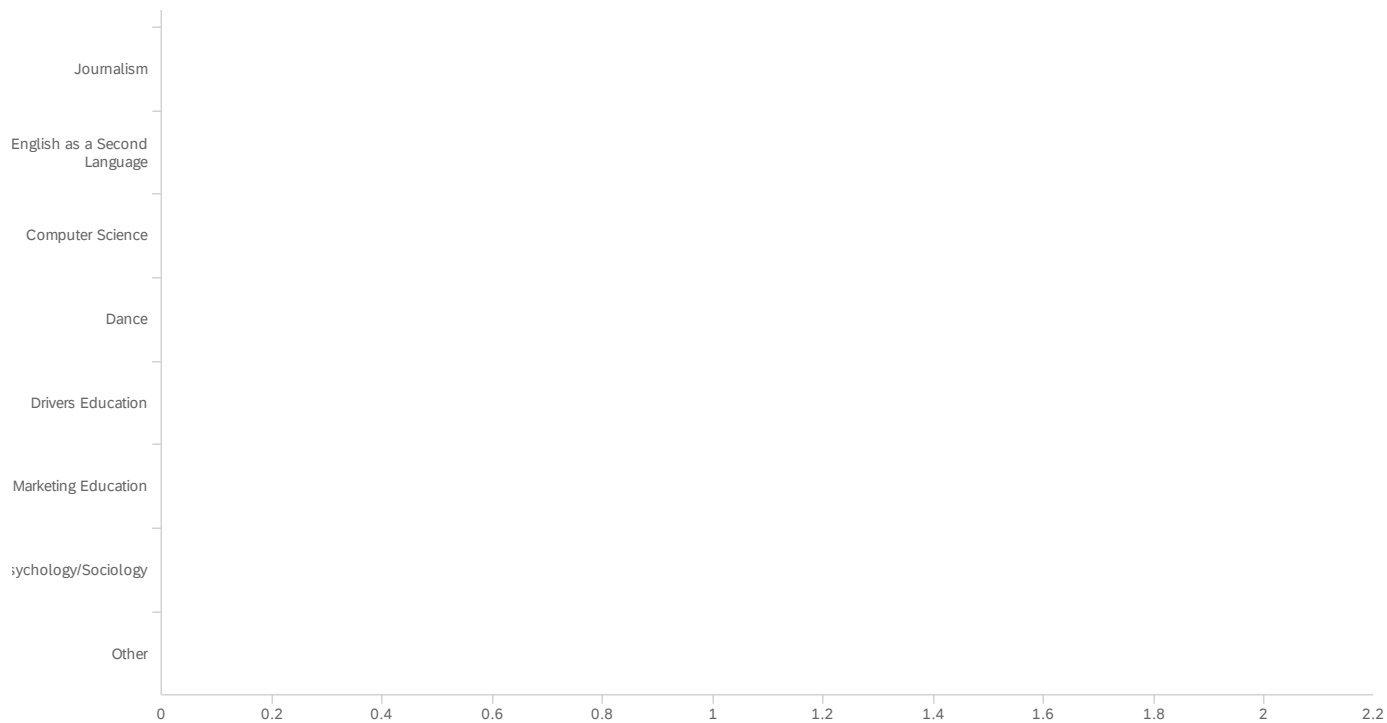
#	Field	Minimum	Maximum	Mean	Std Deviation	Variance	Count
1	[ExternalDataReference] received his/her license via:	1.00	1.00	1.00	0.00	0.00	7

#	Field	Choice Count
1	Traditional Teacher Certification	100.00% 7

Showing rows 1 - 1 of 1

Q10 - In what area was [ExternalDataReference] initially certified? (Please check all that apply)





#	Field	Choice Count
1	Agriculture Education	0.00% 0
2	Art	0.00% 0
3	Business Education	0.00% 0
4	Early Childhood	0.00% 0
5	Elementary Education	28.57% 2
6	English/Language Arts	28.57% 2
7	Family and Consumer Sciences	0.00% 0
8	Foreign Language	0.00% 0
9	Gifted Education	0.00% 0
10	Library Media Specialist	0.00% 0
11	Math	0.00% 0
12	Music: Instrumental/Vocal	14.29% 1
13	Physical Education/Health/Safety	0.00% 0
14	Reading Specialist	0.00% 0
15	School Counselor	0.00% 0
16	Science	0.00% 0



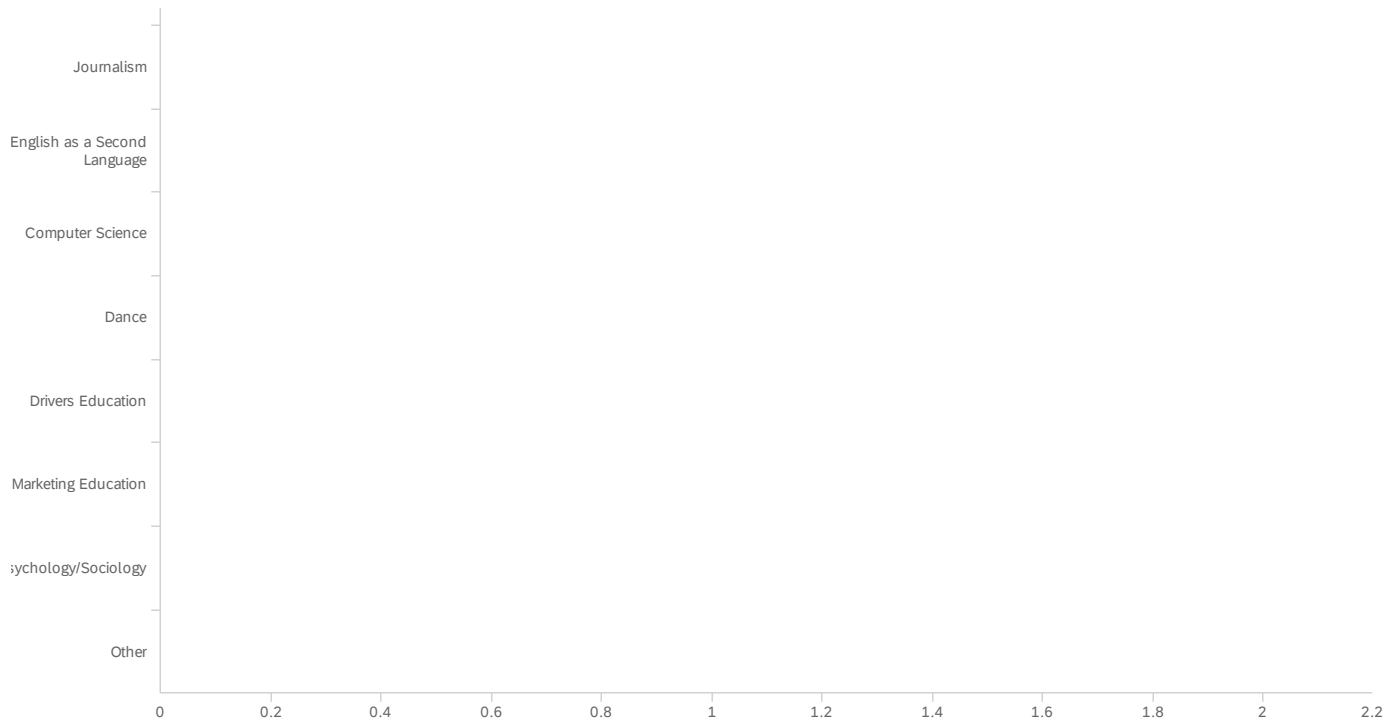
#	Field	Choice Count
17	Social Studies	28.57% 2
18	Special Education	0.00% 0
19	Speech/Drama/Debate	0.00% 0
20	Technology Engineering	0.00% 0
21	Journalism	0.00% 0
22	English as a Second Language	0.00% 0
23	Computer Science	0.00% 0
24	Dance	0.00% 0
25	Drivers Education	0.00% 0
26	Marketing Education	0.00% 0
27	Psychology/Sociology	0.00% 0
35	Other	0.00% 0

7

Showing rows 1 - 29 of 29

Q11 - What is [ExternalDataReference]'s primary teaching assignment? (Please check all that apply)





#	Field	Choice Count
1	Agriculture Education	0.00% 0
2	Art	0.00% 0
3	Business Education	0.00% 0
4	Early Childhood	0.00% 0
5	Elementary Education	14.29% 1
6	English/Language Arts	28.57% 2
7	Family and Consumer Sciences	0.00% 0
8	Foreign Language	0.00% 0
9	Gifted Education	0.00% 0
10	Library Media Specialist	0.00% 0
11	Math	28.57% 2
12	Music: Instrumental/Vocal	14.29% 1
13	Physical Education/Health/Safety	0.00% 0
14	Reading Specialist	0.00% 0
15	School Counselor	0.00% 0
16	Science	0.00% 0

#	Field	Choice Count
17	Social Studies	14.29% 1
18	Special Education	0.00% 0
19	Speech/Drama/Debate	0.00% 0
20	Technology Engineering	0.00% 0
21	Journalism	0.00% 0
22	English as a Second Language	0.00% 0
23	Computer Science	0.00% 0
24	Dance	0.00% 0
25	Drivers Education	0.00% 0
26	Marketing Education	0.00% 0
27	Psychology/Sociology	0.00% 0
35	Other	0.00% 0